

# Dawn Project Outcomes Report - Calendar Year 2007

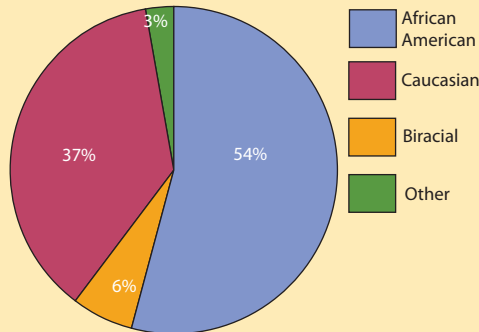
## Demographic Snapshot

### Marion County Department of Child Services

Youth Served: 239

**Gender:**

Female 39%  
Male 61%

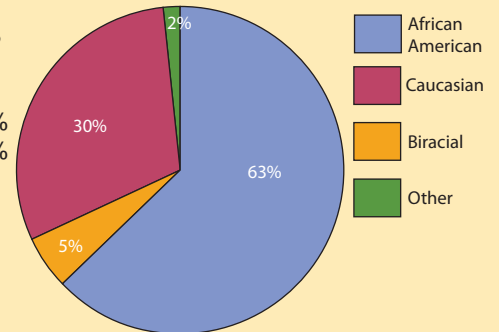


### Marion Superior Court - Juvenile Division

Youth Served: 183

**Gender:**

Female 33%  
Male 67%



Data reflects youth served in 2007; some are still being served. The median length of stay for Dawn is 11.2 months.

## Dawn Tier System Data

The Dawn tier system was implemented in January 2007. Youth are placed in any one of the four tiers based on their level of need, with RTC and Intensive tiers serving youth with the most complex needs. Marion County developed the Early Intervention and Prevention tiers to allow youth with lower levels of needs to participate in wraparound through the Dawn Project. Research has found that the earlier youth participate in wraparound, the more likely they are to meet their treatment goals.

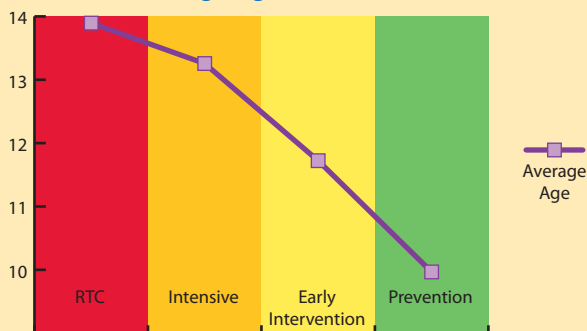
### THE PROCESS USED TO ASSIGN TIERS IS EFFECTIVE

- 93% of youth referred do not change tiers; of the 7% that changed tiers, 89% were referred by Probation.
- Dawn is able to keep youth at lower-cost levels of care, resulting in a direct cost-savings to the community.

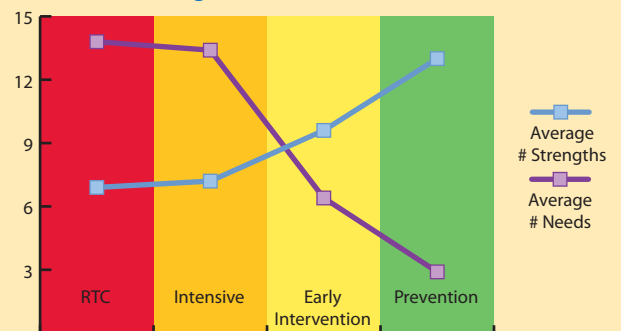
The following graph shows younger youth are being enrolled in the Early Intervention and Prevention tiers:

Youth have more strengths and fewer needs in less restrictive tiers:

Average Age of Youth in Tiers



Mean Strengths and Needs of Youth in Tiers



The following table summarizes the information presented in the above charts:

	Number	Average Age	Mean # of Strengths	Mean # of Needs
<b>RTC</b>	50	14.1	6.9	13.8
<b>Intensive</b>	187	13.3	7.2	13.4
<b>Early Intervention</b>	43	11.9	9.6	6.4
<b>Prevention</b>	11	9.8	13	2.9

### DID YOU KNOW?

Dawn contracts with more than 200 providers to serve youth. Of those, more than half provide services exclusively to Dawn.



# Dawn Project Outcomes Report - Continued

## Results

### Marion County Department of Child Services

#### DEVELOPING STRENGTHS LEADS TO SUCCESS

##### Youth have developed strengths in the following areas:

- 75% educational
- 66% family
- 64% optimism
- 70% adaptability
- 78% talents/interest
- 62% community life

#### YOUTH ARE IMPROVING AT HOME, MOVING TO MORE HOME-LIKE PLACEMENTS AND PROGRESSING TOWARD PERMANENCY

- 86% showed improvement in their living situation
- 76% have achieved permanency or had a placement consistent with the permanency plan
- 66% previously in group homes, residential treatment centers, hospitals or juvenile correction facilities are now in home-like placements

#### OVERALL FUNCTIONING HAS IMPROVED

##### Youth had needs met in the following emotional and behavioral areas:

- 94% adjustment to trauma
- 71% anger control
- 73% judgment
- 61% oppositional defiance
- 53% impulsivity/hyperactivity

#### 74% OF YOUTH HAVE SHOWN SIGNIFICANT IMPROVEMENT IN SCHOOL BEHAVIOR AND ACHIEVEMENT

### Marion Superior Court - Juvenile Division

#### DEVELOPING STRENGTHS LEADS TO SUCCESS

##### Youth have developed strengths in the following areas:

- 63% educational
- 62% resiliency
- 64% talents/interest

#### YOUTH ARE IMPROVING AT HOME, AT SCHOOL AND IN THE COMMUNITY

- 73% showed improvement in their living situation
- 71% have seen a significant improvement in their family relationships
- More than 50% improved functioning in school behavior (69%) attendance (61%) and achievement (55%)
- 75% have not had recent acts of delinquency since referral
- 80% no longer place community residents in danger of physical harm

#### OVERALL FUNCTIONING HAS IMPROVED

##### Youth had needs met in the following emotional and behavioral areas:

- 67% anger control
- 64% judgment
- 66% conduct
- 51% oppositional defiance
- 61% impulsivity/hyperactivity

#### DID YOU KNOW?

**Dawn believes in serving not only the needs of youth enrolled, but their families as well.**

**Approximately 88% of families access discretionary funds that directly improve their quality of life and also met their needs.**

The results presented throughout this report are based on data collected from the Child and Adolescent Needs and Strengths (CANS) Assessment (Lyons, 1999) and reflect youth with the stated needs.

#### For More Information:

Vicki Efland, Ph.D.  
Director of Outcomes and Evaluation  
Choices, Inc.  
317.205.8232  
VEfland@ChoicesTeam.org

Dawn®